


TO OPEN



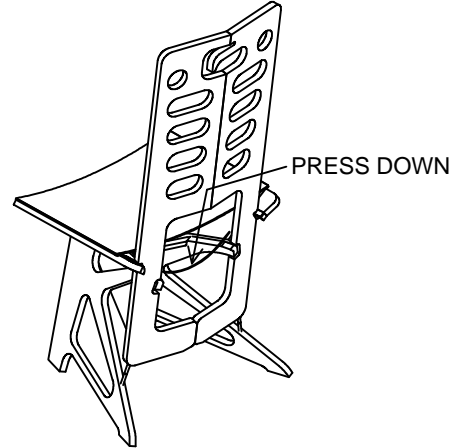
TO CLOSE

TILT CHAIR SLIGHTLY TO ONE SIDE

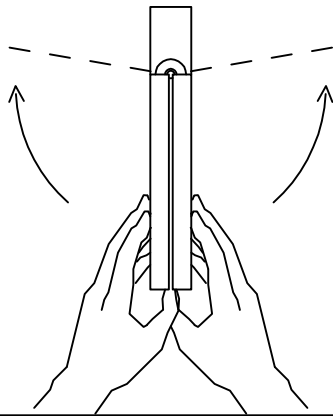


1

LIGHTLY STEP ON LATCH CORD TO OPEN LATCHES

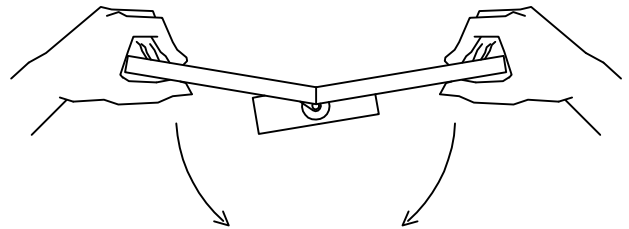


PULL BACKREST HALVES APART

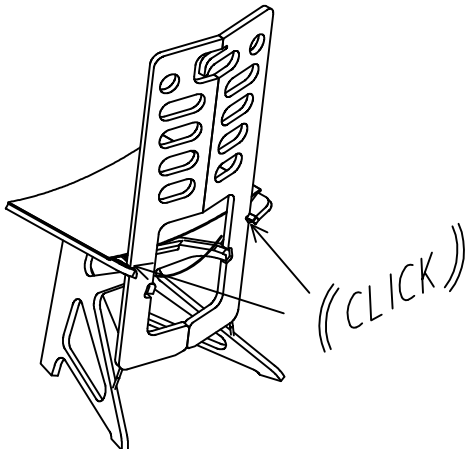


2

WHILE STILL STEPPING ON LATCH CORD, PULL BACKREST HALVES SLIGHTLY TOGETHER TO UNLOCK



WHEN FULLY OPEN, THE SEAT LATCHES SNAP LOCKED



3

REMOVE FOOT, AND PULL THE BACKREST HALVES TOGETHER





## STORAGE

Your folding chair is designed to fit comfortably into a standard 24" deep closet. It can also be suspended by the built in hook.

Beware: several chairs together can be quite heavy. You should consult with your building professional to ensure your closet rod can support the weight. It is also advisable to keep the chair as close to the ends of the rod as possible.

**WE ARE NOT RESPONSIBLE FOR ANY DAMAGE CAUSED BY HANGING THE FURNITURE!**

