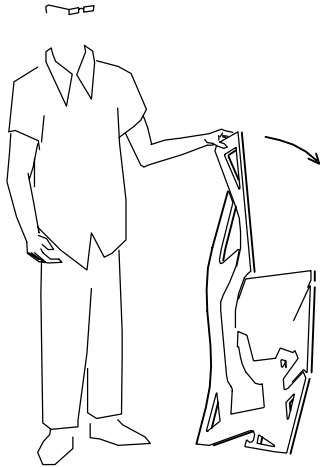


TO OPEN



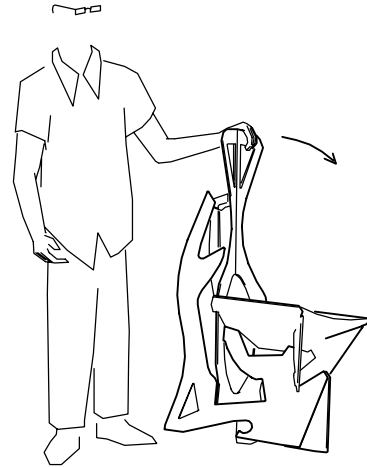
TO CLOSE

TILT CHAIR SLIGHTLY TO ONE SIDE

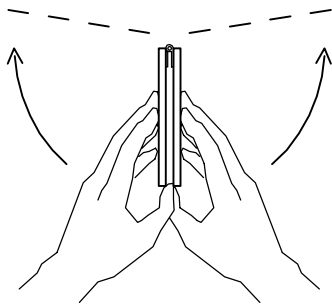


1

TILT CHAIR SLIGHTLY TO ONE SIDE

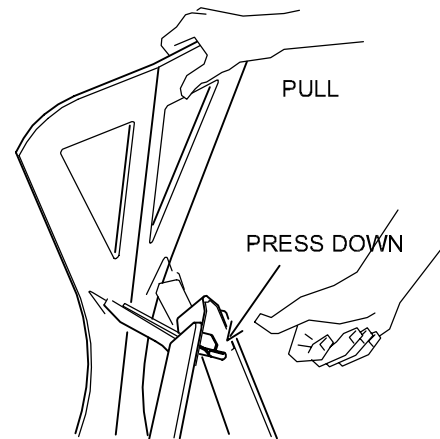


PULL BACKREST HALVES APART

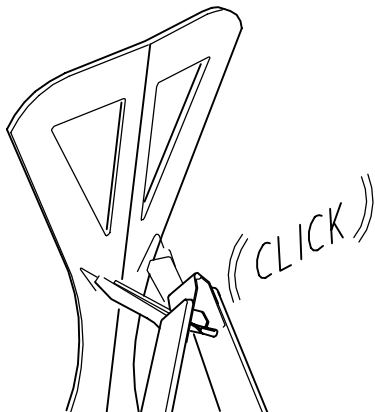


2

PRESS DOWN ON THE RELEASE BUTTON, AND PULL THE BACKREST

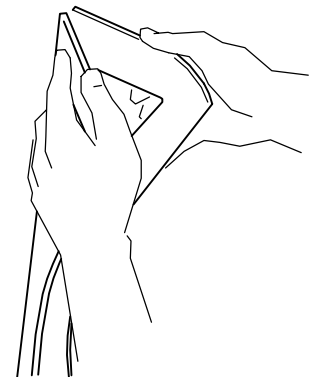


WHEN FULLY OPEN, THE LATCH WILL LOCK INTO PLACE



3

PULL THE BACKREST HALVES TOGETHER



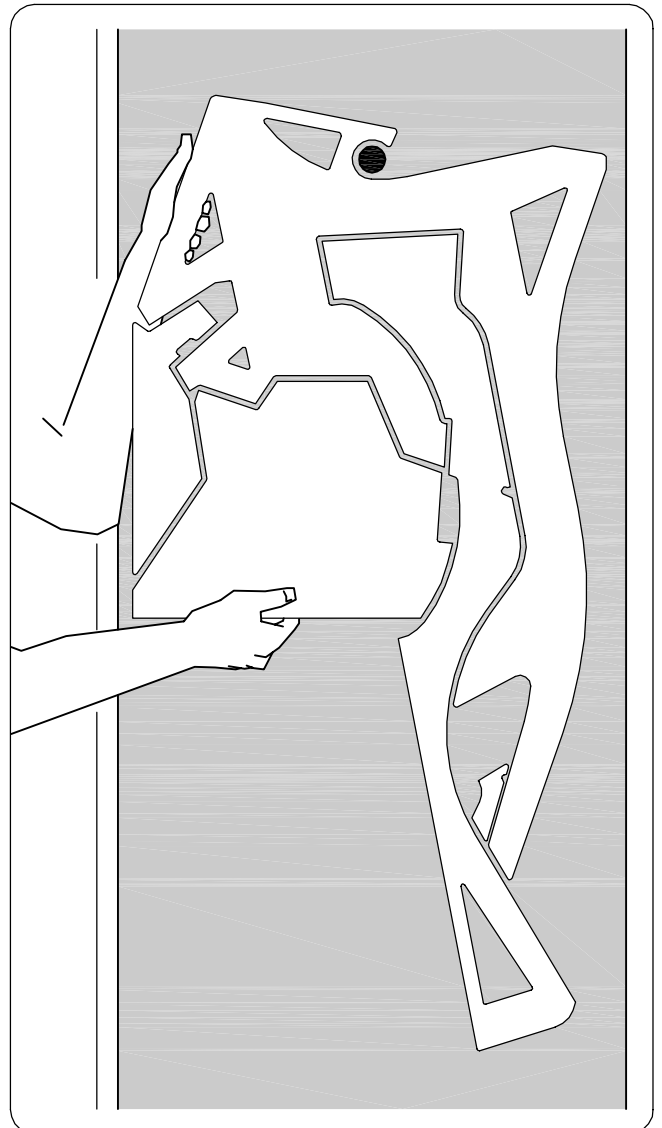


STORAGE

Your folding chair is designed to fit comfortably into a standard 24" deep closet. It can also be suspended by the built in hook.

Beware: several chairs together can be quite heavy. You should consult with your building professional to ensure your closet rod can support the weight. It is also advisable to keep the chair as close to the ends of the rod as possible.

WE ARE NOT RESPONSIBLE FOR ANY DAMAGE CAUSED BY HANGING THE FURNITURE!





WARNING !

When opening the chair - Please be careful not to put your fingertips into the gap between the backrest halves.

(See sketch)

